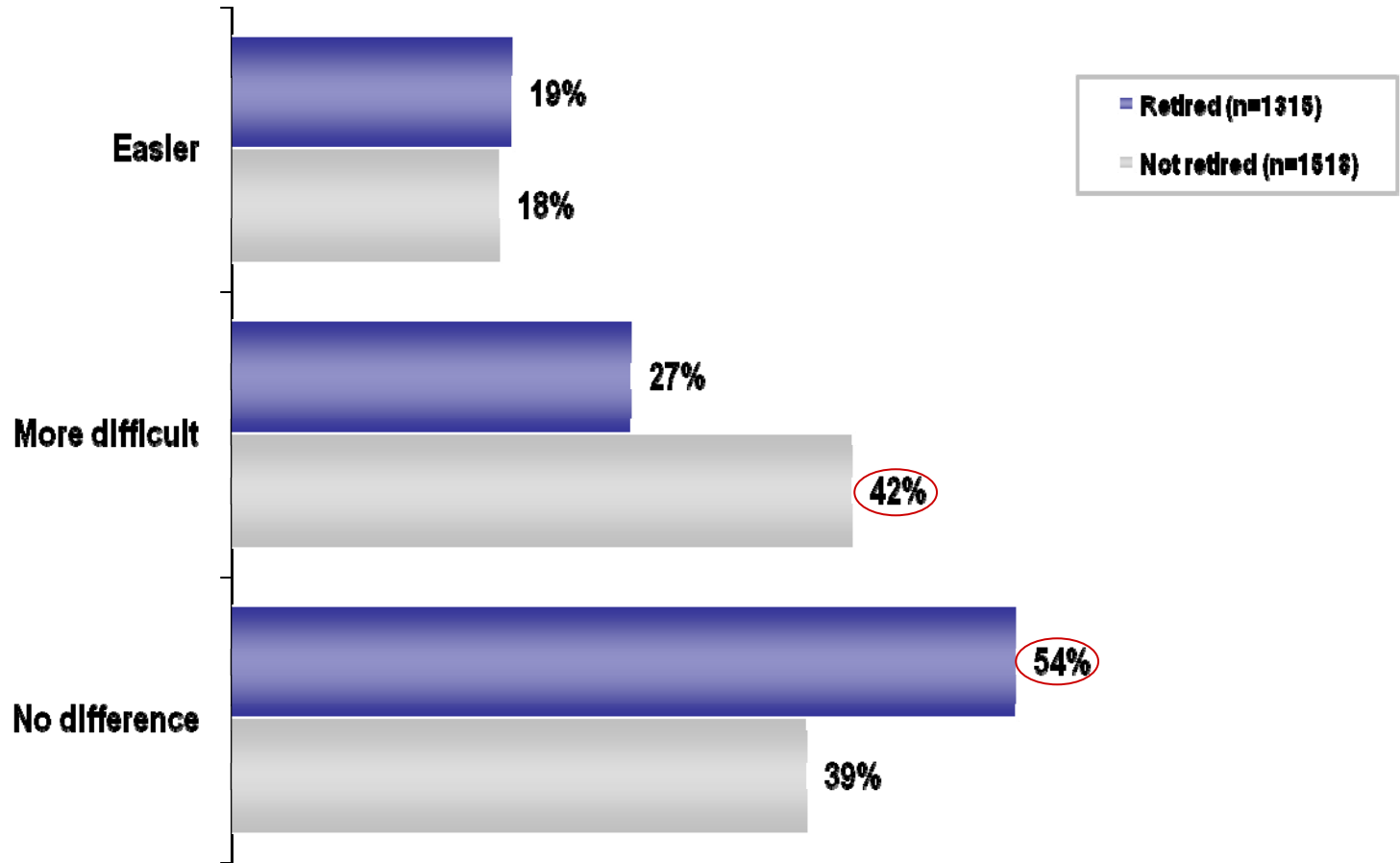


# RBC Retirement Myths & Realities Poll 2012 - expectations of managing cash flow in retirement



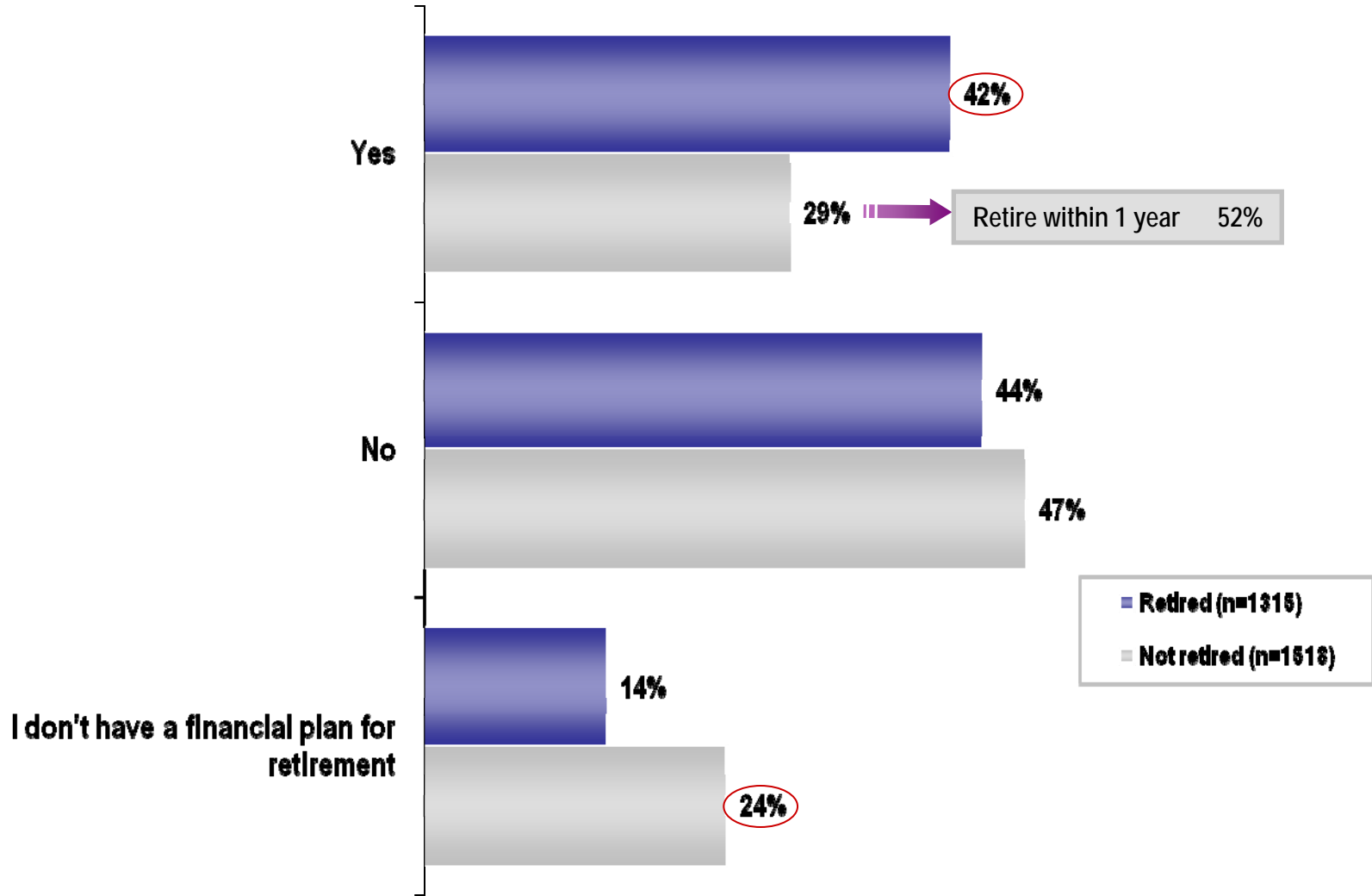
QD14bnew2012. Do/did you expect cash flow management to be easier or more difficult in retirement?  
 Base: All respondents

## RBC Retirement Myths & Realities Poll 2012 - Methodology

- Online interviews with a sample of 2833 Canadian adults (aged 50 and over) with household assets of at least \$100,000
- Sample consists of:
  - 1413 respondents who are not yet retired or don't expect to ever be fully retired
  - 1294 respondents who are fully or partially retired
  - 126 respondents who retired but then went back to work
    - 105 are still working and were added to the not retired group
    - 21 are no longer working and were added to the retired group
  - Thus, data for retired versus not retired are based on total sample sizes of 1518 and 1315, respectively
  - In 2012, we also oversampled to create a sample of 173 respondents who are due to retire within 1 year
    - 114 are still working and have never retired
    - 43 are partially retired
    - 16 retired but then went back to work
- Data collected February 24 – March 12, 2011 (field was 6 days longer in 2012 in order to achieve as high a sample count of “due to retire within 1 year” as possible)
- Margin of error  $\pm 2$  percentage points, 19 times out of 20
  - Margin of error for retired sample  $\pm 3$  percentage points, 19 times out of 20
  - Margin of error for non-retired sample  $\pm 3$  percentage points, 19 times out of 20



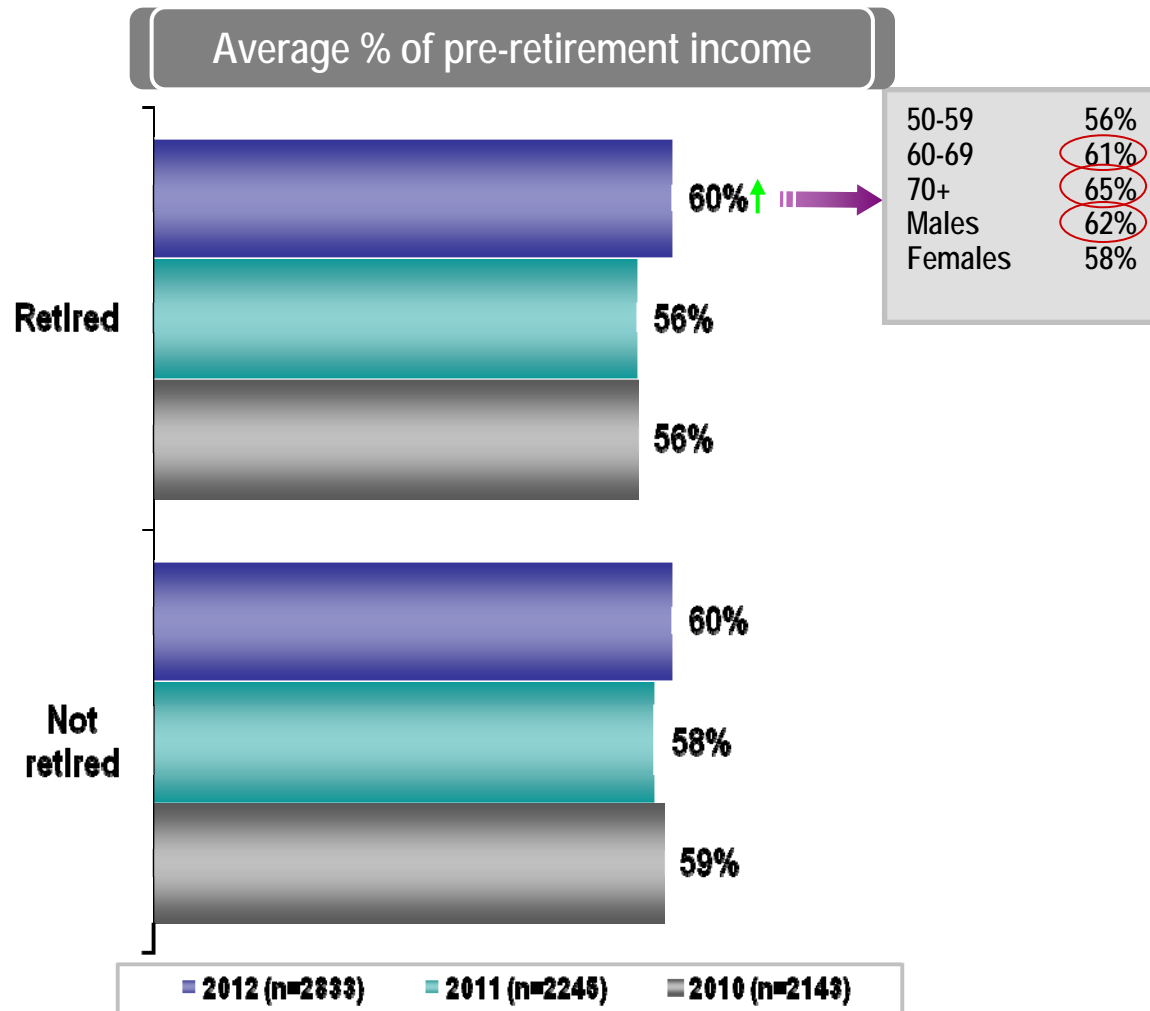
# RBC Retirement Myths & Realities Poll 2012 - half of Boomers due to retire within 1 year say there is a budget included in their financial plan



Q.D5anew2012. Does /Did your financial plan include a detailed budget and/or spending plan for retirement?  
 Base: All respondents



# RBC Retirement Myths & Realities Poll 2012 - retirees are living on a higher percentage of their pre-retirement income than in the past two years



QD1. What percent of your annual pre-retirement income are you currently living on while in retirement? / What percent of your annual pre-retirement income do you expect to live on while in retirement?  
Base: All respondents

↓ ↑ = significant difference compared to 2011.

○ = Statistically significant difference