

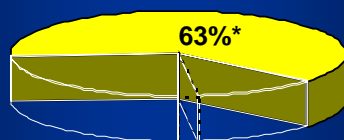


RBC Quick Facts - Q1/05

Canada's largest bank

Royal Bank of Canada (TSX, NYSE: RY) uses the initials RBC as a prefix for its businesses and operating subsidiaries, which operate under the master brand name of RBC Financial Group. We are Canada's largest bank as measured by market capitalization and assets, and one of North America's leading diversified financial services companies. We provide personal and commercial banking, wealth management services, insurance, corporate and investment banking, and transaction processing services on a global basis. We employ over 60,000 people who serve more than 12 million personal, business and public sector clients through offices in North America and some 30 countries around the world.

Diversified business segments

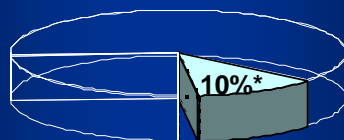


(\$ millions)	Q1/05	Q1/04
Total revenues	2,791	2,529
Net income	658	578
Return on equity	44.3%	40.5%

Canadian Personal & Business:

Consists of our banking and investment businesses in Canada, and our global insurance businesses.

- **Personal** is focused on meeting the needs of individual clients through a wide range of products including personal lending (mortgages, home equity financing, lines of credit and credit cards), deposits, investments (brokerage, asset management & financial planning), and insurance (home & auto, travel, life & health).
- **Business** offers lending, deposit, transaction and investment products to small and medium-sized businesses and includes our reinsurance business

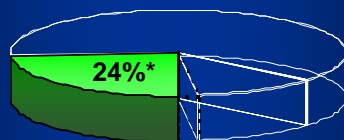


(\$ millions)	Q1/05	Q1/04
Total revenues	756	741
Net income	100	64
Return on equity	7.3%	4.0%

U.S. & International Personal & Business:

Consists of our banking and retail brokerage businesses in the U.S., banking in the Caribbean & Bahamas, and private banking internationally.

- **Banking** comprises RBC Centura, RBC Mortgage, Caribbean & Bahamas Banking.
- **Wealth Management** comprises RBC Dain Rauscher (excluding the fixed income business) and Global Private Banking.



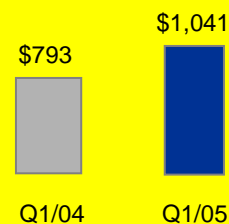
(\$ millions)	Q1/05	Q1/04
Total revenues	1,052	974
Net income	253	192
Return on equity	22.4%	17.5%

Global Capital Markets:

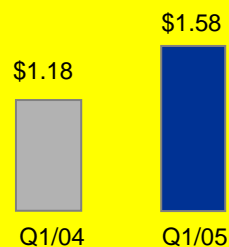
- **Global Markets** comprises global debt (including fixed income business of Dain), money market, foreign exchange, derivative alternative assets, private debt & equity, and proprietary trading businesses.
- **Global Investment Banking & Equity Markets** includes corporate and investment banking (including the strategic lending portfolio), equity sales & trading businesses.
- **Other** consists of custody & investment administration services, correspondent banking services, commercial banking, research, non-strategic lending portfolio and centralized management associated with the segment's lending portfolios.

* Contribution to total Q1/05 net income. Excludes Corporate Support, which contributed 3% to net income, and comprises our operations and technology groups, corporate treasury and other corporate functions.

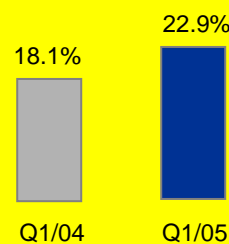
Financial highlights



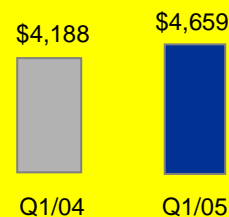
Net income
(\$ millions)



Earnings per share (diluted)



Return on equity



Revenues
(\$ millions)

All financial information in Canadian dollars using US GAAP for the quarter ended January 31.

Please refer to our first quarter *Report to Shareholders* for a more detailed discussion of RBC, first quarter results, and any explanations or reconciliations for non-GAAP financial measures (e.g. segments' return on equity)

Delivering on key performance objectives*

	Q1 performance	2005 objectives	Medium-term objectives
Earnings growth: (diluted EPS)	34%	20%+	15%+
Return on equity:	22.9%	18-20%	20%+
Revenue growth:	11%	6-8%	8-10%
Non-interest expense control:	(4)%	Less than 3%	No more than half of revenue growth
Dividend payout ratio:	34%	40-50%	40-50%

* Please refer to our first quarter *Report to shareholders* for complete list of current objectives

Our Top 2005 Priorities

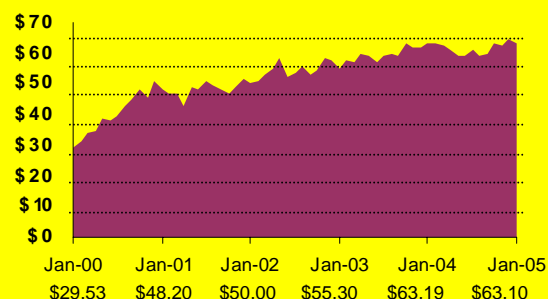
1. To improve revenue growth, by meeting more of our clients' needs
2. To enhance efficiency and effectiveness so that we can provide better value and service to clients
3. To generate better returns from our U.S. and International Personal and Business segment

Royal Bank of Canada statistics	Jan 31/05	Jan 31/04
Total Assets	\$452 billion	\$442 billion
Total Loans	\$180 billion	\$176 billion
Total Deposits	\$280 billion	\$266 billion
Total Shareholders' Equity	\$19 billion	\$18 billion
# employees	61,915	60,673
# banking branches	1,410	1,410
# automated banking machines (ABMs)	4,330	4,390
# online clients (as at Oct 31/04 & Oct 31/03)	3.1 million	2.6 million

Share information (as at Jan 31, 2005)

Market Capitalization	Common shares outstanding
C\$40.7 billion	644.8 million

TSX: RY share price performance



Using our capabilities to achieve our vision

Vision

"Always earning the right to be our clients' first choice"

Canadian P&B

Personal - provide integrated financial solutions to meet the needs of our clients at every stage of their lives

Business - provide full suite of products to address the needs of our small/medium sized business clients

US & International P&B

Banking - focus on small business clients to meet their personal and business needs

Wealth Management - offer a full suite of products to leverage distribution

Global Capital Markets

- provide integrated solutions for corporations, governments and institutional clients
- target niche capital markets product manufacturing, trading & distribution

← Manufacturing, underwriting, structuring & distribution synergies →

← Customer Relationship Management, Risk & Technology →

Contact us:

Shareholder relations

Address: 123 Front Street West, 6th Floor
Toronto, ON M5J 2M2

Phone: 416-955-7802

Fax: 416-955-7800

Email: invesrel@rbc.com

Web site: www.rbc.com/investorrelations

Main Transfer agent

Computershare Trust Company of Canada

Address: 1500 University Street, Suite 700
Montreal, QC H3A 3S8

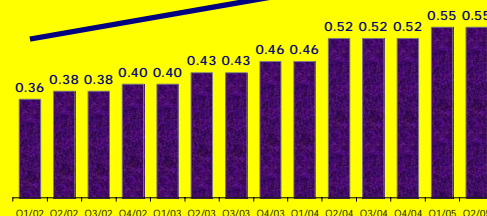
Phone: 1-866-586-7635 Fax: 514-982-7635

Email: service@computershare.com

Web site: www.computershare.com

Common share dividends

C\$ per share



- Uninterrupted payment history, 6 increases in 3 years

Dividend dates for 2005

Subject to approval by the Board of Directors

Record date	Payment
Jan. 26	Feb. 24
Apr. 25	May 24
Jul. 26	Aug. 24
Oct. 25	Nov. 23

Senior long-term debt ratings

Moody's	Aa2
S&P	AA-
Fitch	AA
DBRS	AA (low)